

Grayrigg CofE School (URN: 112320)

Key stage 2

This is revised data for 2018/19.

Progress in reading, writing and maths

Reading

Number of pupils = 3

Pupils with adjusted scores = 0

Average -0.98

Confidence interval
-8.0 to 6.0

Writing

Number of pupils = 3

Pupils with adjusted scores = 0

Average 2.51

Confidence interval
-3.9 to 8.9

Maths

Number of pupils = 3

Pupils with adjusted scores = 0

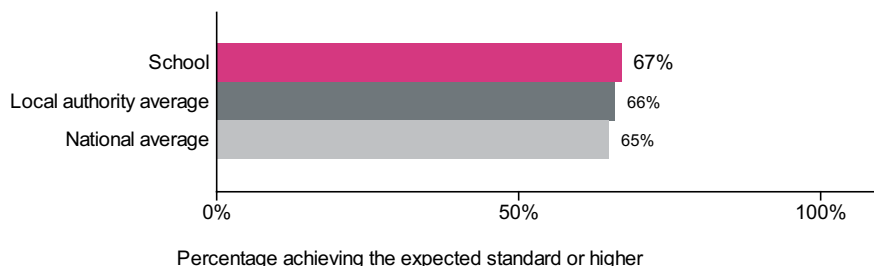
Average 0.20

Confidence interval
-5.9 to 6.3

Reading, writing and maths combined

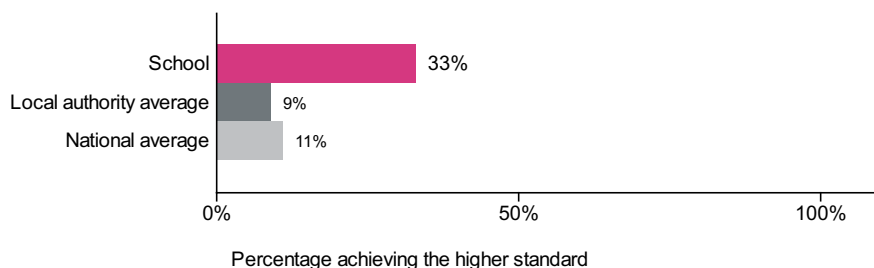
Percentage of pupils achieving the expected standard or higher

Number of pupils = 3



Percentage of pupils achieving the higher standard

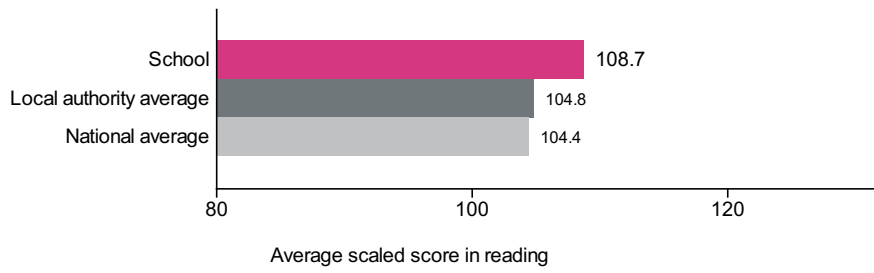
Number of pupils = 3



Average scaled score in:

Reading

Number of pupils = 3



Maths

Number of pupils = 3

